

Scaled data based on original data using
LM-79-08 Approved Method: Electrical and Photometric Measurements of Solid-
State Lighting Products

Test Report Prepared for
Cooper Lighting Solutions
(formerly Eaton)

Brand: McGRAW-EDISON

Report Number: P385686

Luminaire Tested: **GWC-SA1B-730-U-SL3-HSS**

Issue Date: 3/3/2020

Test Information

Test Method: LM-79-08
Report Number: P385686
TEST IS SCALED FROM IESNA LM-79-08 TEST DATA (G2-1903-205-23)
Test Lab: INNOVATION CENTER
Issue Date: 3/3/2020
Manufacturer: COOPER LIGHTING SOLUTIONS (FORMERLY EATON)
Product Line: MCGRAW-EDISON
Catalog Number: GWC-SA1B-730-U-SL3-HSS
Description: GALLEON WALL LUMINAIRE
(1) 70 CRI, 3000K, 800mA LIGHTSQUARE WITH 16 LEDS AND TYPE III SPILL
LIGHT ELIMINATOR OPTICS WITH HOUSE SIDE SHIELD
Light Source: -
Ballast/Driver: ELECTRONIC DRIVER

Summary

Lumens per Lamp: N/A
Luminaire Lumens: 4749 lumens
Efficiency: N/A
Efficacy: 107.9 lumens/watt
Luminous Opening: Rectangular (W 0.5' x L: 0.5' x H: 0')
IES Classification: Type III - Medium
BUG Rating: B1 - U0 - G2

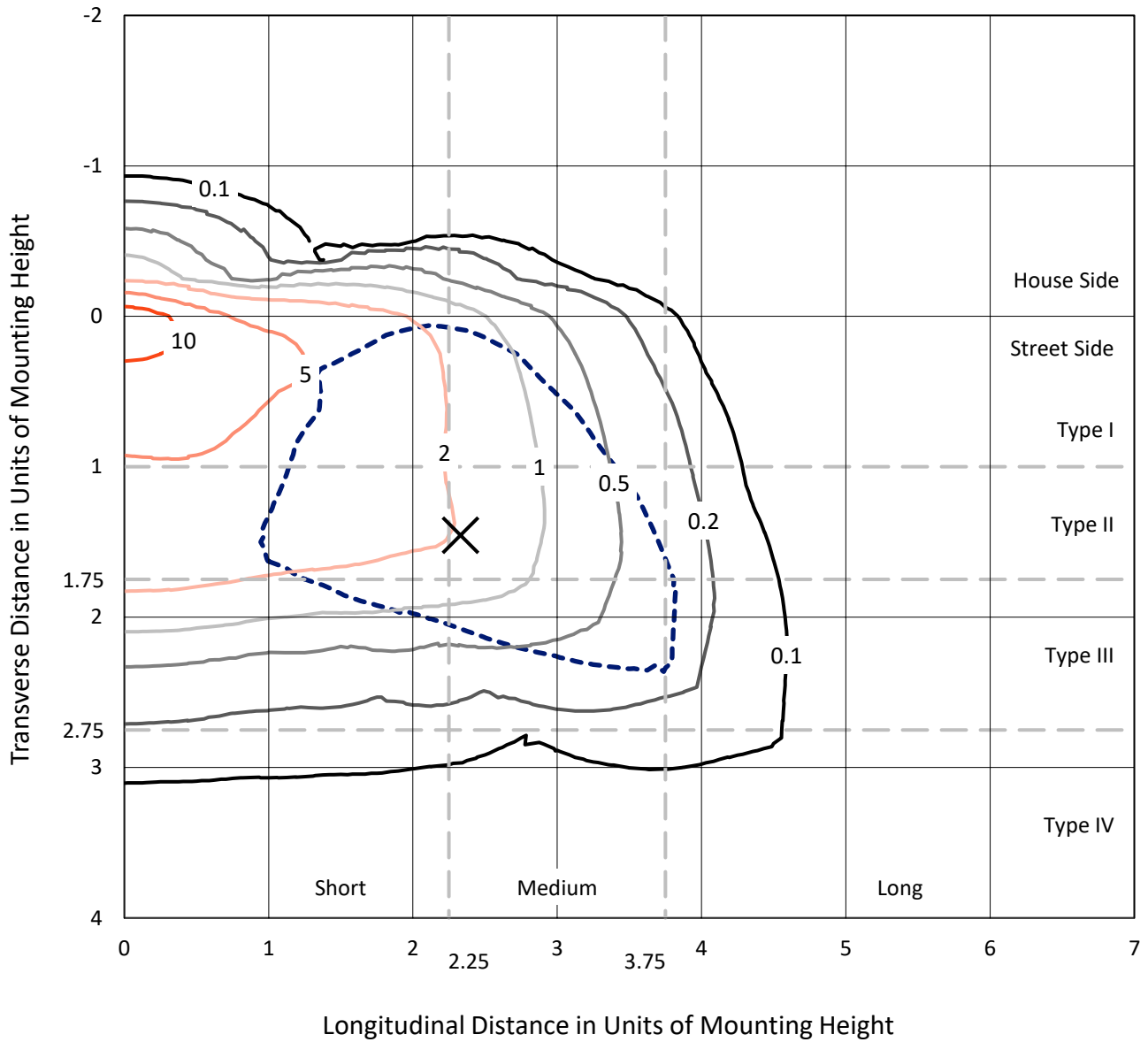
Input Watts (W): 44
Input Voltage (V): NR
Input Current (Ain): NR
Voltage Rise (V): NR
Power Factor: NR
Total Harmonic Distortion (THDi): NR
Frequency (hertz): 60
Stabilization Time: NR
Operation Time: NR
Ambient Temperature (°C): NR
Test Distance: 24 FT



REPORT NUMBER: P385686
 CATALOG NUMBER: GWC-SA1B-730-U-SL3-HSS

Iso-Footcandle Lines of Horizontal Illumination

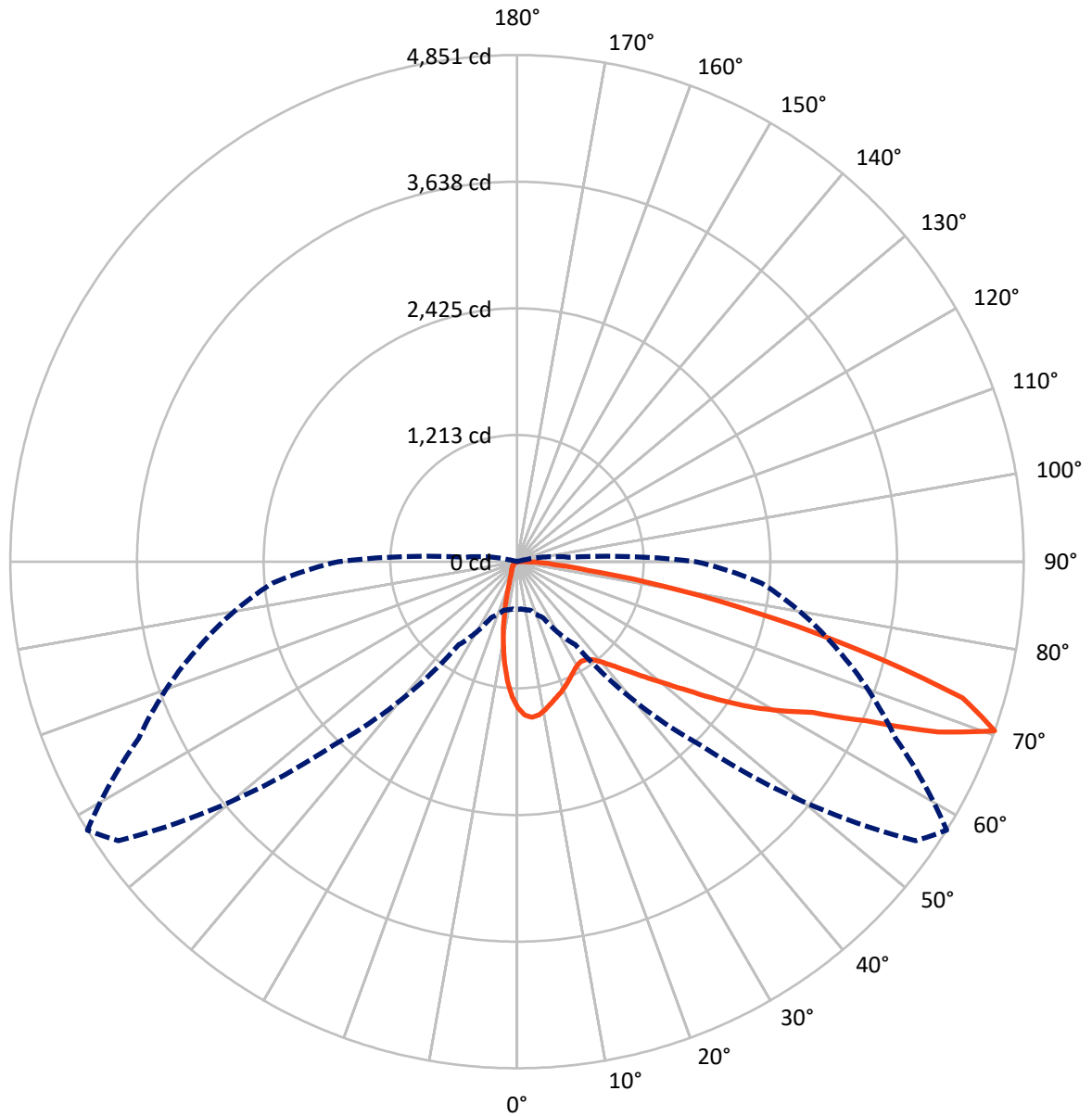
× Max cd
 - - - 1/2 Max cd



Based on 10 foot mounting height. Maximum calculated value = 14.2 fc
 Type III - Medium - N/A

REPORT NUMBER: P385686
CATALOG NUMBER: GWC-SA1B-730-U-SL3-HSS

Luminous Intensity Polar Plot



— Vertical Plane Through 58-Deg Lateral - - - Horizontal Cone Through 70-Deg Vertical

REPORT NUMBER: P385686

CATALOG NUMBER: GWC-SA1B-730-U-SL3-HSS

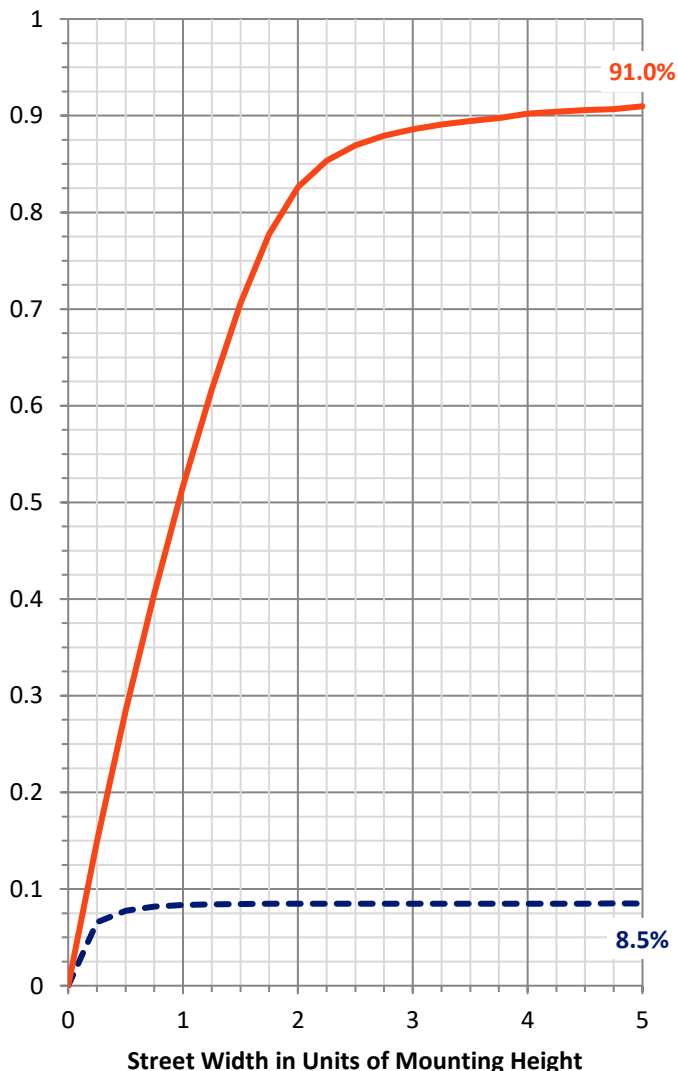
FLUX DISTRIBUTION:

		Downward	Upward	Total
House Side	Lumens	406.4	0.0	406.4
	% Fixture	8.6	0.0	8.6
Street Side	Lumens	4342.6	0.0	4342.6
	% Fixture	91.4	0.0	91.4
Total	Lumens	4749.0	0.0	4749.0
	% Fixture	100.0	0.0	100.0

ZONAL LUMENS:

Zone	Lumens	% Fixture
0°-10°	114.7	2.4
10°-20°	240.8	5.1
20°-30°	316.5	6.7
30°-40°	419.2	8.8
40°-50°	626.6	13.2
50°-60°	1003.7	21.1
60°-70°	1265.2	26.6
70°-80°	682.4	14.4
80°-90°	79.9	1.7
90°-100°	0.0	0.0
100°-110°	0.0	0.0
110°-120°	0.0	0.0
120°-130°	0.0	0.0
130°-140°	0.0	0.0
140°-150°	0.0	0.0
150°-160°	0.0	0.0
160°-170°	0.0	0.0
170°-180°	0.0	0.0
0°-90°	4749.0	100.0
0°-180°	4749.0	100.0

Coefficient of Utilization



REPORT NUMBER: P385686

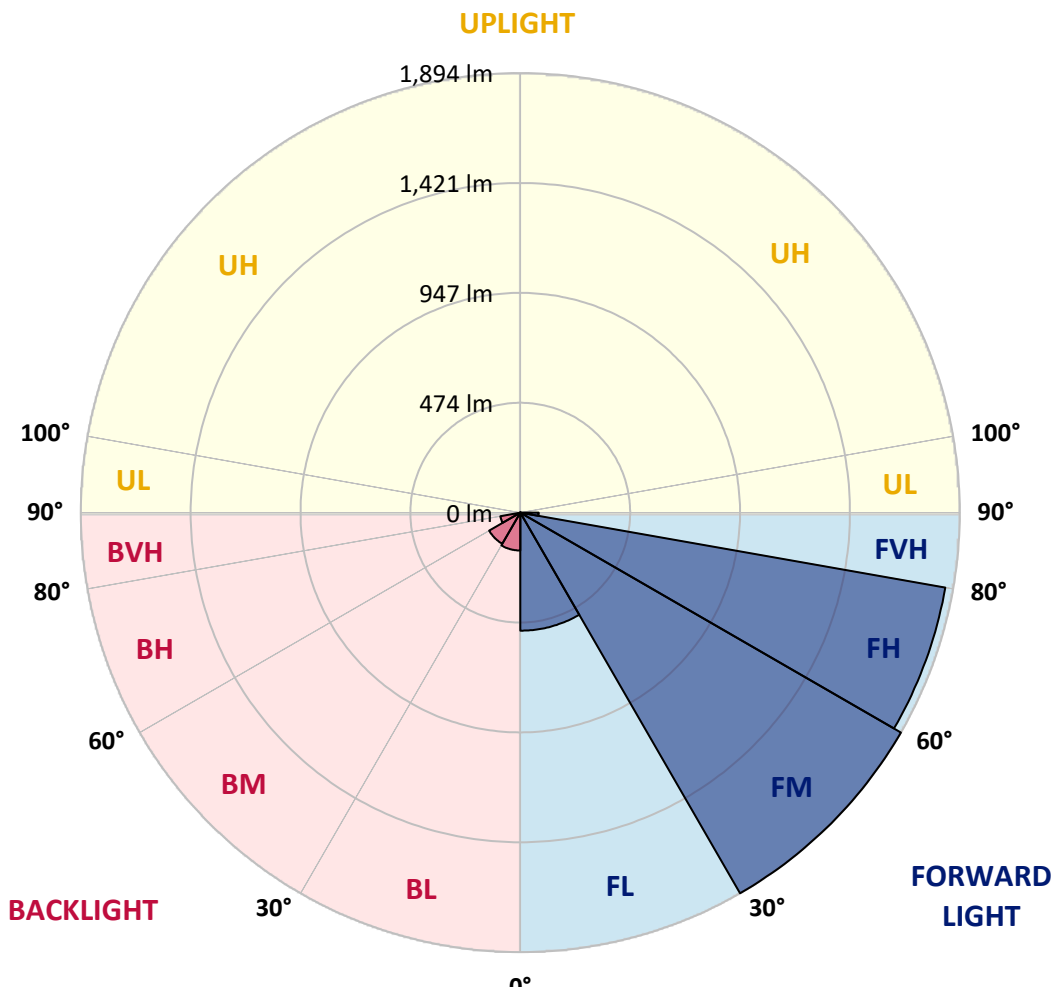
CATALOG NUMBER: GWC-SA1B-730-U-SL3-HSS

LUMINAIRE CLASSIFICATION SYSTEM LUMEN TABLE AND BUG RATING:

Zone	Lumens	% Fixture	Zone Rating/Lumen Limit		
			B	U	G
FL (0°-30°)	508.7	10.7			
FM (30°-60°)	1894.5	39.9			
FH (60°-80°)	1860.2	39.2			G2/5000
FVH (80°-90°)	79.2	1.7			G1/100
BL (0°-30°)	163.3	3.4	B1/500		
BM (30°-60°)	155.0	3.3	B0/220		
BH (60°-80°)	87.4	1.8	B0/110		G0/110
BVH (80°-90°)	0.7	0.0			G0/10
UL (90°-100°)	0.0	0.0		U0/0	
UH (100°-180°)	0.0	0.0		U0/0	

BUG Rating: B1-U0-G2

Type III Medium





REPORT NUMBER: P385686

CATALOG NUMBER: GWC-SA1B-730-U-SL3-HSS

CANDELA DISTRIBUTION (FULL):

	0°	5°	15°	25°	35°	45°	55°	58°	65°	75°	85°
0°	1402.8	1402.8	1402.8	1402.8	1402.8	1402.8	1402.8	1402.8	1402.8	1402.8	1402.8
2.5°	1519.1	1515.4	1514.0	1511.6	1502.6	1493.7	1476.1	1471.2	1460.1	1433.8	1406.0
5°	1520.3	1520.1	1524.3	1523.3	1520.1	1516.0	1503.3	1496.8	1478.1	1440.5	1389.6
7.5°	1447.1	1450.8	1460.1	1467.6	1476.3	1487.5	1489.1	1482.8	1467.4	1426.9	1359.4
10°	1348.7	1354.6	1367.7	1382.5	1405.2	1427.7	1447.9	1447.1	1441.7	1401.8	1323.1
12.5°	1250.2	1257.1	1272.1	1294.0	1326.2	1362.9	1398.9	1403.8	1412.7	1379.3	1289.5
15°	1163.9	1169.8	1184.6	1211.5	1251.4	1300.7	1353.5	1362.5	1385.5	1361.8	1261.4
17.5°	1090.6	1094.4	1105.2	1135.1	1181.3	1241.1	1309.6	1327.4	1361.6	1347.9	1237.2
20°	1039.5	1040.1	1047.2	1068.1	1114.3	1181.3	1264.2	1289.7	1336.3	1336.1	1212.1
22.5°	1014.2	1012.2	1013.6	1025.7	1059.6	1124.2	1218.8	1249.0	1313.6	1326.0	1186.6
25°	1009.5	1007.9	1003.9	1005.5	1026.1	1074.2	1173.0	1207.9	1293.6	1319.9	1164.5
27.5°	1024.3	1025.9	1019.1	1012.0	1013.6	1041.9	1132.3	1172.8	1277.4	1319.9	1148.9
30°	1054.1	1054.9	1050.0	1040.7	1028.2	1032.8	1104.1	1144.5	1269.3	1329.0	1139.0
32.5°	1087.1	1091.4	1090.8	1083.3	1065.6	1047.2	1097.3	1134.3	1268.7	1349.1	1138.0
35°	1128.0	1132.9	1141.2	1139.6	1121.0	1090.8	1120.3	1149.3	1280.4	1382.3	1148.7
37.5°	1171.4	1178.9	1196.7	1205.2	1193.1	1159.0	1171.6	1192.3	1311.6	1436.0	1175.7
40°	1213.5	1221.9	1254.3	1287.7	1278.6	1243.5	1249.4	1266.0	1367.1	1513.2	1227.1
42.5°	1254.7	1267.4	1315.0	1369.9	1380.7	1352.7	1355.8	1369.1	1449.4	1619.5	1311.0
45°	1304.1	1318.3	1388.8	1456.5	1485.6	1473.3	1486.8	1495.4	1557.1	1759.9	1424.2
47.5°	1376.6	1393.0	1479.5	1556.7	1607.6	1615.5	1642.6	1648.3	1693.1	1923.4	1571.7
50°	1518.0	1522.5	1600.7	1670.8	1744.3	1791.7	1822.5	1826.8	1857.8	2102.1	1755.9
52.5°	1695.9	1698.8	1743.1	1790.1	1873.6	1970.4	2042.4	2048.6	2055.1	2276.2	1937.8
55°	1872.6	1872.2	1901.4	1929.1	2024.7	2165.3	2321.7	2325.4	2278.6	2441.5	2076.8
57.5°	1983.0	1993.7	2038.1	2073.6	2207.1	2387.4	2604.4	2618.3	2513.4	2564.0	2214.2
60°	1947.9	1953.0	2051.5	2183.0	2434.4	2703.2	2890.6	2894.1	2689.9	2686.2	2388.0
62.5°	1659.5	1662.3	1817.1	2088.3	2549.5	3112.7	3235.8	3177.9	2892.9	2855.8	2596.0
65°	1137.4	1155.4	1284.7	1619.9	2338.1	3369.6	3770.1	3674.3	3202.4	3100.3	2783.9
67.5°	669.8	666.1	730.0	976.9	1717.2	3199.0	4446.1	4350.9	3624.4	3264.0	2728.8
70°	457.5	455.0	479.5	591.4	969.4	2481.6	4658.7	4850.9	3997.0	3153.8	2348.5
72.5°	326.6	328.0	364.1	459.5	608.6	1445.9	4006.3	4461.1	3880.3	2749.4	1785.1
75°	221.8	225.5	277.2	377.0	533.6	735.6	2843.0	3391.2	3159.7	1998.2	1026.1
77.5°	119.3	123.4	184.4	303.7	482.4	511.1	1828.8	2333.9	1984.8	898.3	297.4
80°	49.8	52.1	86.3	220.8	416.9	448.9	1076.0	1415.3	845.8	177.1	66.4
82.5°	21.5	22.7	35.9	131.7	311.6	378.9	569.7	680.9	256.3	38.9	33.4
85°	4.1	4.3	14.8	69.7	198.9	213.9	369.3	362.0	115.1	16.8	24.3
87.5°	0.0	0.0	3.6	21.9	58.5	116.5	225.3	222.5	39.1	8.1	9.1
90°	0.0	0.0	0.0	0.0	0.0	0.0	0.0	0.0	0.0	0.0	0.0



REPORT NUMBER: P385686

CATALOG NUMBER: GWC-SA1B-730-U-SL3-HSS

CANDELA DISTRIBUTION (continued):

	90°	95°	105°	115°	125°	135°	145°	155°	165°	175°	180°
0°	1402.8	1402.8	1402.8	1402.8	1402.8	1402.8	1402.8	1402.8	1402.8	1402.8	1402.8
2.5°	1391.8	1378.1	1349.5	1314.2	1287.1	1257.3	1233.6	1203.6	1190.6	1191.1	1184.0
5°	1360.6	1332.5	1269.1	1189.2	1127.6	1064.0	1009.3	954.8	922.6	912.1	902.2
7.5°	1315.9	1271.5	1170.4	1047.2	942.9	841.0	752.4	674.4	625.0	600.9	592.0
10°	1265.6	1203.2	1056.9	894.5	745.6	607.8	492.9	393.0	353.1	326.0	319.1
12.5°	1221.4	1136.8	945.9	737.9	561.2	394.9	285.3	223.1	196.1	185.4	183.6
15°	1179.7	1074.8	839.1	596.2	388.6	243.1	181.5	160.3	154.0	152.2	152.2
17.5°	1140.4	1015.8	734.6	456.6	257.1	170.4	150.3	145.5	143.6	143.4	143.6
20°	1099.3	956.7	631.9	334.5	179.5	144.4	138.8	136.3	135.7	135.7	135.7
22.5°	1060.0	897.7	532.0	238.9	144.0	131.7	128.9	127.2	126.6	126.4	126.0
25°	1022.3	841.6	434.4	168.8	126.4	120.7	118.3	115.9	114.1	113.2	112.6
27.5°	991.3	791.7	343.6	135.5	114.1	109.2	106.2	102.7	98.3	96.4	95.6
30°	966.6	746.0	264.8	114.3	102.7	97.7	93.2	87.1	80.8	77.4	77.2
32.5°	947.3	701.2	201.0	101.1	92.4	86.3	79.8	72.1	64.8	61.0	60.8
35°	937.8	661.7	153.6	91.4	83.3	75.6	67.5	59.0	51.9	48.4	48.0
37.5°	944.1	628.4	119.9	83.3	75.6	66.7	57.3	48.4	42.1	38.9	38.7
40°	967.2	607.0	97.4	76.4	69.1	58.3	48.0	39.7	34.4	31.8	31.6
42.5°	1016.4	599.1	83.1	70.7	62.8	50.4	39.9	32.8	27.8	26.1	25.7
45°	1098.5	610.8	73.5	65.2	56.3	42.9	33.0	26.9	22.5	21.1	20.9
47.5°	1207.9	641.4	66.5	59.8	50.4	36.1	27.4	21.7	18.4	17.0	16.8
50°	1348.9	690.0	60.8	54.5	44.8	30.6	22.7	17.2	14.2	13.2	13.2
52.5°	1502.4	747.8	55.7	49.6	39.3	25.5	18.4	13.2	11.3	10.1	10.1
55°	1629.1	798.4	50.2	45.8	32.6	21.1	14.0	10.1	8.3	7.7	7.7
57.5°	1755.7	852.3	43.8	39.3	26.1	17.2	10.7	7.5	6.1	5.7	5.7
60°	1919.8	918.2	37.7	32.0	20.5	13.0	7.9	5.3	4.5	4.3	4.3
62.5°	2100.3	956.9	32.2	25.7	16.0	9.7	5.7	3.6	3.4	3.4	3.2
65°	2210.7	902.2	27.1	20.5	12.4	7.3	3.8	2.6	3.0	2.8	2.4
67.5°	2069.9	706.4	22.1	16.0	9.7	5.5	2.4	1.8	3.2	2.6	2.0
70°	1713.8	494.5	17.2	11.3	7.7	4.7	1.6	1.2	3.4	2.6	1.6
72.5°	1282.6	331.0	13.6	7.5	5.7	4.1	1.4	0.6	3.0	2.2	1.4
75°	700.8	133.3	10.9	4.7	3.6	3.0	1.0	0.4	2.0	1.6	1.0
77.5°	184.4	35.1	7.9	3.2	2.0	1.2	0.6	0.2	1.0	0.8	0.4
80°	47.0	13.6	5.1	2.2	1.4	0.6	0.0	0.0	0.2	0.0	0.0
82.5°	25.1	5.7	3.2	1.6	0.8	0.0	0.0	0.0	0.0	0.0	0.0
85°	19.0	3.8	1.8	1.0	0.2	0.0	0.0	0.0	0.0	0.0	0.0
87.5°	7.3	1.2	0.6	0.0	0.0	0.0	0.0	0.0	0.0	0.0	0.0
90°	0.0	0.0	0.0	0.0	0.0	0.0	0.0	0.0	0.0	0.0	0.0

Signify Classified - Internal
Cooper Lighting Solutions Photometric Lab
1121 Highway 74 South
Peachtree City, GA 30269

Scaled Data Report



Report Generated By 670245982

Signify Classified - Internal
Cooper Lighting Solutions Photometric Lab
1121 Highway 74 South
Peachtree City, GA 30269

Scaled Data Report



Signify Classified - Internal
Cooper Lighting Solutions Photometric Lab
1121 Highway 74 South
Peachtree City, GA 30269

Scaled Data Report



Signify Classified - Internal
Cooper Lighting Solutions Photometric Lab
1121 Highway 74 South
Peachtree City, GA 30269

Scaled Data Report



Signify Classified - Internal
Cooper Lighting Solutions Photometric Lab
1121 Highway 74 South
Peachtree City, GA 30269

Scaled Data Report



--- HS — SS

Signify Classified - Internal
Cooper Lighting Solutions Photometric Lab
1121 Highway 74 South
Peachtree City, GA 30269

Scaled Data Report



u

Signify Classified - Internal
Cooper Lighting Solutions Photometric Lab
1121 Highway 74 South
Peachtree City, GA 30269

Scaled Data Report



Signify Classified - Internal
Cooper Lighting Solutions Photometric Lab
1121 Highway 74 South
Peachtree City, GA 30269

Scaled Data Report



(END OF REPORT)